


Kytölä
INSTRUMENTS

SEALING LIQUID MONITOR



Accurate • Efficient • Reliable



STOP POURING MONEY DOWN THE DRAIN

Reduce water consumption and increase life of seal

Adequate cooling and lubrication are essential for any kind of seal.

The SLM has been especially designed for applications on pumps and mechanical seals where uninterrupted seal water flow is required.

Proper adjustment of flow and pressure will result in water and energy savings.

Easy maintenance reduces down time

The built-in cleaner is designed not to interfere with operation.

It effectively removes built-up contaminants.

The long, clear metering scale guarantees visibility and easy inspection of flow level.

Innovative design offers durability and flexibility


The strong and compact design ensures maximum resistance to external impact.

The SLM has been specially optimized to withstand contaminated water.

Reliable and accurate flow measurement is based on a variable area metering principle using a free-floating float.

The various sealing liquid monitor models guarantee compatibility with all seal types.

The sealing liquid monitor can also be easily equipped with an alarm output by utilizing an inductive proximity sensor.



Kytölä
INSTRUMENTS

FEATURES:

- Reliable operation
- Solid construction
- Reduced seal maintenance
- Built-in cleaner does not interfere with operation
- Excellent corrosion and heat resistance
- All models are alarm-ready
- Clear metering scale

PARTS INCLUDED:

- Clog resistant flow control valve
- Hose barb connectors (straight tube connectors for compression fittings on request)
- Mounting bracket
- Built-in tube cleaner


ACCESSORIES:

- Pressurizing valve for double mechanical seals
- Pressure gauge
- Floor mounting stand
- Hoses and hose barb connectors for pump
- Check valve
- Alarm sensor



TYPICAL APPLICATIONS:

- Single and double mechanical seals
- Gland packings
- Flushing water applications
- Purging applications
- Other flow measurement applications

TECHNICAL DATA



Note: Dimensions in mm.



SLM		-	
ACCESSORIES			
	E	Pressure gauge, 0 - 25 bar (PMIA25K)	
	G	Pressure gauge, 0 - 10 bar (PMIA10K)	
	K	PVDF body	
	M	PSU - metering tube	
	P	Pressurizing valve (ZPWSLMPOMV)	
	S	Floor mounting stand (ZASJA1SLM)	
	F	Ind. prox.sensor 10 - 55 VDC (ILK-M18-FR)	
	A	Ind. prox.sensor 20 - 250 VAC/DC (ILK-M18-AB)	
RANGE CODE			
		Flowrate	Adjustable alarm range
	1	0.05 - 1.0 l/min	0.10 - 0.45 l/min
	3	0.1 - 3.0 l/min	0.3 - 1.2 l/min
	8	0.5 - 8.0 l/min	0.8 - 3.0 l/min
	13	1 - 13 l/min	2.0 - 6.5 l/min
	15	1 - 15 USGPH	1.6 - 7.1 USGPH
	50	2 - 50 USGPH	4.8 - 19 USGPH
	2	0.1 - 2.0 USGPM	0.2 - 0.8 USGPM
	35	0.25 - 3.5 USGPM	0.5 - 1.7 USGPM

E.g. SLM 3 - GP (Range: 3 l/min, pressure gauge 0 - 10 bar, pressurizing valve)

TECHNICAL DATA

Body material	POM (PVDF optional material, code "K")		
Metering tube	Borosilicate glass (PSU optional material, code "M")		
Metallic parts	AISI 316, float AISI 329	O-ring seals	Viton
Max pressure	20 bar	Max temperature	100°C
Connectors	10 mm hose barb connectors		
Weight	1,2 kg incl. pressure gauge, press valve, package		

OPTIONAL INSTALLATION ACCESSORIES

CVxxx-10	Check valve. 10 mm hose barb & BSP or NPT 1/4", 3/8", 1/2" male
LEKxxx-10	10 mm hose barb connector, BSP or NPT 1/4", 3/8", 1/2" male
ZTINELET10	10 mm textile reinforced rubber hose c/w clamps, 1.5 m



TYPICAL SLM INSTALLATIONS



The SLM protects your seal and reduces downtime of pumps, agitators, refiners, screens etc. Significant savings are achieved in maintenance and seal water costs.

MANUFACTURER

LOCAL REPRESENTATIVE

Kytola
INSTRUMENTS

KYTOLA OY • Olli Kytölä'n tie 1
P.O. Box 5 • FI-40951 MUURAME • FINLAND
Phone +358 14 339 0600 • Fax +358 14 631 419
E-mail sales@kytola.com • www.kytola.com